

Arrowhead Alarm Products

Security & Automation

# Product Catalogue

Edition **23**



# Security & Automation

Making every home & business smart, safe & secure

## Security & Control



## Gate Automation



## Intercom Solutions



## CCTV Solutions



# Contents Page

<b>Alarm Systems</b>	<b>5</b>
EliteControl ESL-2 KIT's	6
EliteControl ESL-2 PLAS	8
EliteControl ESL-2 MET	9
<b>EC-i System</b>	<b>10</b>
<b>ESL-2 Alarm Keypads</b>	<b>13</b>
<b>ESL-2 Alarm Panel Accessories</b>	<b>15</b>
Piezos, Strobes & Alarm Sirens	22
Indoor & Outdoor Detection Devices	24
Wireless Detectors	30
Reed Switches	31
Pendants & Transmitters	33
<b>Elsema Wireless Range</b>	<b>34</b>
<b>Monitoring &amp; Cellular</b>	<b>36</b>
<b>Access Control with EliteControl</b>	<b>40</b>
<b>Mag Locks, Strikes &amp; Door Holders</b>	<b>45</b>
<b>Intercoms</b>	<b>48</b>
<b>Gate Automation with Beninca</b>	<b>54</b>
<b>Fire Accessories</b>	<b>62</b>
<b>Batteries</b>	<b>64</b>
<b>Security &amp; CCTV Cable</b>	<b>67</b>
<b>Control Relays &amp; Timers</b>	<b>69</b>
<b>Plastic Enclosures</b>	<b>70</b>
<b>Plugpacks</b>	<b>71</b>
<b>Power Supplies</b>	<b>72</b>
<b>Drill Bits</b>	<b>74</b>
<b>CCTV Solutions</b>	<b>77</b>



# Arrowhead Alarm Products

## Security & Automation



Arrowhead Alarm Products was established in 1986 with a philosophy to provide top quality security equipment with an emphasis on expert back up & support. The Elite security & control system is designed and manufactured in our purpose built facility in Highgate Industrial Park located in Silverdale, Auckland.

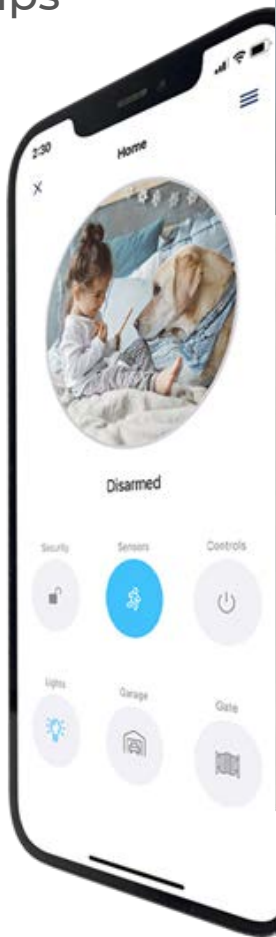
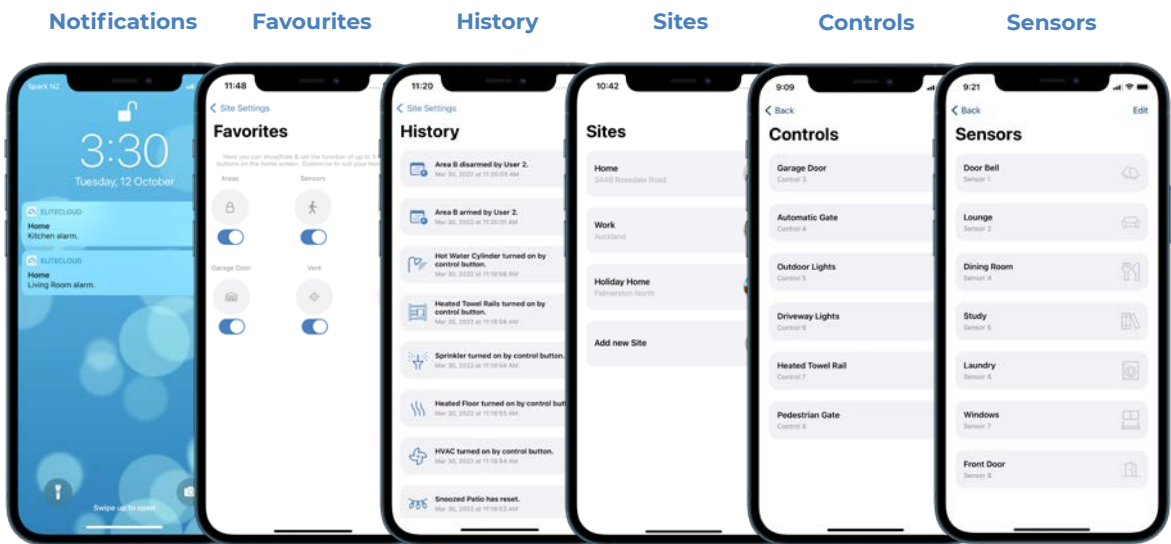
On site we have a specialised team of software and hardware engineers complimented by our lead free high speed pick & place manufacturing plant and multi stage quality control system. Each and every product we manufacture is also tested in house. This start to finish process makes us so confident that we put a 5 year warranty on everything we build.

Our exclusive online technical support library and factory trained engineers provide unprecedented support for our loyal technicians.

# Smartphone App & Monitoring

## Intelligent Access, Control & Monitoring At Your Fingertips

Move your security to the cloud & stay in touch with your home or business. Our EliteCloud smartphone app & management dashboard puts you in control, anytime & from almost anywhere.





# EliteControl ESL-2 KIT's

## Kit Includes

- ESL-2 8/16 zone control panel
- Plastic cabinet which includes transformer
- 2x Optex OPT-FLX-S-ST detector
- EC-SIREN external siren
- PS209-R internal siren
- 4C2-100-CU 100m security cable (optional)
- DM12-7.5 SLA battery
- Plus your choice of keypad



### ESL-2 KIT-1

Full ESL-2 alarm kit, pre-programmed comes with E16LED KP + All kit items listed above



### ESL-2 KIT-6

Full ESL-2 alarm kit, pre-programmed comes with KP-ICON + All kit items listed above



### ESL-2 KIT-7

Full ESL-2 alarm kit, pre-programmed comes with KP-ICON-OEM + All kit items listed above



### ESL-2 KIT-7 NC

Full ESL-2 alarm kit, pre-programmed comes with KP-ICON-OEM + All kit items listed above (excludes 4C2-100-CU cable)



### ESL-2 KIT-8

Full ESL-2 alarm kit, pre-programmed comes with KP-ICON-OEM-P + All kit items listed above



### ESL-2 KIT-10-W

Full ESL-2 alarm kit, pre-programmed comes with EC-TOUCH W + All kit items listed above



### ESL-2 KIT-10-B

Full ESL-2 alarm kit, pre-programmed comes with EC-TOUCH B + All kit items listed above



### ESL-2 KIT-10-W NC

Full ESL-2 alarm kit, pre-programmed comes with EC-TOUCH W + All kit items listed above (excludes 4C2-100-CU cable)



### ESL-2 KIT-10-B NC

Full ESL-2 alarm kit, pre-programmed comes with EC-TOUCH B + All kit items listed above (excludes 4C2-100-CU cable)

Alarm Kits

Alarm Kits

Consider adding the **ESL-2 IoT** module to your system



EliteCloud Functions



Arm/Disarm



Stay in Arm/Disarm



Glass Break Sensor



Window Sensor



Indoor Sensor



Outdoor Sensor



Door Sensor



Garage Door Sensor



Smoke Detector




Heat Sensor

Plug in network module for ESL-2 security & control systems

- Plug & Play
- Pre Programmed
- App or IP Monitoring
- Push Notification Alerts
- Apple or Android Compatible

[Click here for pricing](#)



EliteCloud







## EliteControl ESL-2 PLAS

**Includes**

- ESL-2 8/16 Zone Control Panel
- Plastic Cabinet which includes transformer
- Resistor Pack (2K2, 4K7 & 8K2)
- Plus your choice of keypad

## EliteControl ESL-2 MET

**Includes**

- ESL-2 8/16 Zone Control Panel
- Metal Cabinet which includes Transformer
- Tamper Switch & Resistor Pack (2K2, 4K7 & 8K2)
- Plus your choice of keypad



### ESL-2 PLAS

ESL-2 8/16 zone control panel in plastic cabinet No Keypad Included + All items listed above



### ESL-2 MET-S

ESL-2 8/16 zone control panel in EC surface mount metal cabinet (no keypad)



### ESL-2 PLAS-1

ESL-2 8/16 zone control panel in plastic cabinet with E16LED KP + All items listed above



### ESL-2 PLAS-6

ESL-2 8/16 zone control panel in plastic cabinet with KP-ICON + All items listed above



### ESL-2 PLAS-7

ESL-2 8/16 zone control panel in plastic cabinet with KP-ICON-OEM + All items listed above



### ESL-2 PLAS-8

ESL-2 8/16 zone control panel in plastic cabinet with KP-ICON-OEM-P + All items listed above



### ESL-2 PLAS-10-W

ESL-2 8/16 zone control panel in plastic cabinet with EC-TOUCH W + All items listed above



### ESL-2 PLAS-10-B

ESL-2 8/16 zone control panel in plastic cabinet with EC-TOUCH B + All items listed above



### ESL-2 MET-S-7

ESL-2 8/16 zone control panel in EC surface mount metal cabinet with KP-ICON-OEM + All items listed above



### ESL-2 MET-S-10W

ESL-2 8/16 zone control panel in EC surface mount metal cabinet with EC-TOUCH W + All items listed above

Alarm Panels

Alarm Panels





# EC-i System

EC-i System



**EC-i**

Infinity Series Control Panel with onboard Ethernet (includes resistors & battery leads). EliteCloud smartphone app (optional extra). Integrated access control, fire panel & more



**EC-i PLC/U**

Infinity Series Control Panel with onboard Ethernet mounted in EC-CAB-1A. EliteCloud smartphone app (optional extra). Integrated access control, fire panel & more



**EC-LCD**

Full English text LCD keypad for EC-i & ESX series. Multi function with assignable buttons



**EC-LCD PROX**

Full English text LCD keypad for EC-i & ESX series. Multi function with assignable buttons & built in proximity reader for access control



**EC-TOUCH W**

5" Touch Keypad with white surround, compatible with ESL-2, EC-i, ESX, ESL, ELITE S & ELITE S LITE. Dimensions W143 x H103 x D15mm



**EC-TOUCH B**

5" Touch Keypad with charcoal surround, compatible with ESL-2, EC-i, ESX, ESL, ELITE S & ELITE S LITE. Dimensions W143 x H103 x D15mm



**EC-i DIALLER**

Plug on Dialer board for EC-i and EC-i PRO



**EC-PSU2**

13.8V 1.4A Plug on Power Supply for EC-A2, O4 & Z8 (battery backup)



**EC-i RS232**

RS232 plug on module for the EC-i control panel. Allows 2-way communication between the EC-i & automation system



**PROX READER USB**

125K proximity reader for simple prox card entry into the EC-i system. Simple scan to panel technology



**EC-SCC ADAPTER**

Adapter Mounting Plate for ESL-2 & EC-i range and used in conjunction with EC-CAB MET series (requires ECSCC PLATE)



**EC-SCC BATT**

Battery Holder for ESL-2 & EC-i range and used in conjunction with EC-CAB MET series (for 5, 7 & 9A batteries)



**EC-SCC PLATE**

Mounting Plate for ESL-2 & EC-i range and used in conjunction with EC-CAB MET series



**EC-SCC PSU**

24VDC 2.2A Power module with IEC for the structured cabling cabinet

EC-i System





WIEGAND-MINI

Wiegand Interface for ESL-2, ESX systems. 12VDC required, featuring 1 input & 1 output. Compatible with ESL-2 & ESX system



EC-A2

2 Door Access Control Module for ESL-2 & EC-i Security System



EC-O4

4 Relay Output Expander for EC-i & ESX Security System



EC-Z8

8 Zone Expander for EC-i & ESX Security System



PW WIEGAND

Outdoor prox/PIN reader. IP66, 40 bit wiegand with backlit keys. Used with EC-A2



PW WIEGAND-NK

Outdoor waterproof prox reader (no keypad). 40 bit wiegand, used with EC-A2



PW WIEGAND-SK1

40 bit wiegand 8-18VDC keypad. IP65 with blue backlit keys & built in prox reader. Used with EC-A2



PW WIEGAND-SK4

40 bit wiegand 8-18VDC keypad (architrave style). IP65 with blue backlit keys & built in prox reader. Used with EC-A2



SCC-28

28" structured cabling cabinet (flush mount). Dimensions 725 x 355 x 90mm. Can be used with EC-SCC plates & expander modules



ESL-2 Alarm Keypads



EC-TOUCH W

5" Touch Keypad with white surround, compatible with ESL-2, EC-i, ESL, ESX, ELITE S & ELITE S LITE. Dimensions W143 x H103 x D15mm



EC-TOUCH B

5" Touch Keypad with charcoal surround, compatible with ESL-2, EC-i, ESL, ESX, ELITE S & ELITE S LITE. Dimensions W143 x H103 x D15mm



EC-TOUCH W PROX

5" Touch Keypad with white surround, includes built in prox. Compatible with ESL-2, EC-i, ESL, ESX, ELITE S & ELITE S LITE. Dimensions W143 x H103 x D15mm. Includes 2x PROX EM4100 tags



EC-TOUCH B PROX

5" Touch Keypad with charcoal surround, includes built in prox. Compatible with ESL-2, EC-i, ESL, ESX, ELITE S & ELITE S LITE. Dimensions W143 x H103 x D15mm. Includes 2x PROX EM4100 tags



E16LED KP

16 LED keypad (wide style). Compatible with ESL-2, ESL, Elite S, Elite S Lite, Elite 16D v6 & Elite 8D. Dimensions L137mm x W124mm x D28mm



KP-ICON

Icon LCD keypad (wide style) with time & temperature display. Compatible with ESL-2, ESL, Elite S & Elite S Lite. Dimensions L137mm x W124mm x D28mm



KP-ICON-OEM

Icon LCD keypad, displays time & temp. Features zone input compatible with ESL-2, ESL, Elite S & Elite S Lite. Dimensions L134mm x W88mm x D24mm



KP-ICON-OEM P

Icon LCD keypad with built in prox reader for easy arm/disarm with tags. Features zone input compatible with ESL-2, ESL, Elite S & Elite S Lite. Dimensions L134mm x W88mm x D24mm



EC-LCD

Full English text LCD keypad for EC-i & ESX series. Multi function with assignable buttons. Dimensions L134mm x W88mm x D24mm



EC-LCD PROX

Full English text LCD keypad for EC-i & ESX series. Multi function with assignable buttons & built in prox reader for access control. Dimensions L134mm x W88mm x D24mm



ELITE 16 KP

16 LED keypad for legacy systems. Version 4 & 5 Elite 16D compatible. Dimensions L137mm x W124mm x D28mm



ESL-2 Alarm Panel Accessories



ESL-2

ESL-2 manufactured PCB with 8 normal EOL zones (capable of 16 when zone doubling) and 8 programmable outputs



ESL-2 IoT

Plug on App for ESL-2 System. Requires EliteCloud app (note: the app for this device has paid subscription services)



ESL-2 4G POD

Plug on 4G-IP module for cellular monitoring of the ESL-2 alarm system



ESL-2 DIAL POD

Plug on Dialler for ESL-2 System for land-line & third party monitoring



IoT-MODULE

EliteCloud app & monitoring module for ESL, Elite S & Elite S Lite panels. Includes IP-LOOM. Requires EliteCloud app (note: the app for this device has paid subscription services)



IP-LOOM


Allows remote ULD software programming of ESL-2 series. Requires IP-MODULE/IoT-MODULE. Note requires advanced IT knowledge



ESL-2 RTC


ESL-2 board with real time clock






**INFINITY REMOTE KIT**

Wireless Kit with 2 x Infinity Remotes and 1 x Infinity Link 915MHz Transceiver




**INFINITY LINK**

Wireless transceiver 915Hz for ESL-2 & EC-i control panel & this board will allow the infinity wireless products to control & be controlled by the panel




**INFINITY MOTION IP54**

Wireless Optex Outdoor Dual tech motion sensor 915Hz for ESL-2 & EC-i. Note: made to order - lead time may apply




**INFINITY INPUT**

Wireless magnetic door/window contact with input 915Hz for ESL-2 & EC-i




**INFINITY MOTION**

Wireless Optex PIR motion sensor 915Hz for ESL-2 & EC-i




**INFINITY REMOTE**

Wireless 4 button remote with haptic feedback 915Hz for ESL-2 & EC-i




**ARR14**

Keypad bus loom (300mm). Easy fit hook up cable for keypads & radio receivers. Used with IP-MODULE




**ARR15**

Keypad bus loom (1500mm). Easy fit hook up cable for keypads & radio receivers. Used with IP-MODULE




**IP-MODULE**

Universal LAN to PSTN reporting module (for monitor station communication only)




**WiFi KIT**

Pre programmed pair of wifi modules (1 x master & 1 x slave). Simply plug the master into your router & the slave into the module, connect the power for secure wireless path




**WiFi LR-CPE-300P-KIT**

Long range outdoor wireless bridge with maximum transmission range of 1km. Supports POE solutions and plugpack included




**EEPROM BD-U**

Memory stick with the ability to store complete alarm programming & re-download into other installs



**RS232-BD**

Converts ESL-2 commands into universal RS232 protocol. Use this board to integrate the ESL-2 into your lighting control system



**ESL OUTPUT**

4xRelayOutput Module for ESL-2System providing up to 8 program-mable outputs for garage doors, lighting, gates & more



**NANO-O1**

Mini single output expander that wires directly onto keypad bus of ESL-2 ONLY



**LUX**

12/24V AC/DC adjustable light level control board for LDR, with built in timer option. Dimensions L86mm x W71mm D25mm



**NANO-OPT-RXC-ST**

OPT-RXC-ST with mini zone expander that wires directly onto the keypad bus (for ESL-2 & ESX)



**LDR SENSOR IP65**

LDR sensor in an IP65 box which works in conjunction with the LUX. Note can be used for external use. Dimensions L65mm x W60mm x D40mm



**NANO-Z1**

Mini zone expander that wires directly onto keypad bus of ESL-2 & ESX



**CONTROL 4 INTERFACE** Interface card & drivers for ESL-2 to Control 4



**EC-A2**

Dual Wiegand Interface for ESL-2, ESX systems. 12VDC required, featuring 2 inputs & 2 outputs. Optional 1.4A plug in PSU available (EC-PSU2)



**WIEGAND-MINI**

Wiegand Interface for ESL-2, ESX systems. 12VDC required, featuring 1 input & 1 output. Compatible with ESL-2 system



**ESL-2 4G POD**

Plug on 4G-IP Module for ESL-2 System. Primary cellular or cellular back up function. Compatible networks: 2 Degrees, Vodafone or Spark



**4G-IP-MODULE**

4G universal PSTN to DATA communicator for IP monitoring. Connects to ESL-2 & ESX panel (or any panel with CID)



**EC-CAB MET S**

EC Surface Metal Cabinet Only (no transformer). Dimensions (lid) 388mm x 283mm x D99mm



**EC-CAB MET F**

EC Flush Metal Cabinet Only (no transformer). Dimensions (lid) 410mm x 307mm x D99mm





SCC-28

28" structured cabling cabinet (flush mount). Dimensions 725 x 355 x 90mm Can be used with EC-SCC plates & expander modules



EC-MET LOCK

Lock & Key for the EC-CAB MET (includes 2 x keys)



EC-SCC ADAPTER

Adapter Mounting Plate for ESL-2, EC-i range and used in conjunction with EC-CAB MET series (requires EC-SCC PLATE)



EC-SCC BATT

Battery Holder for ESL-2 & EC-i range and used in conjunction with EC-CAB MET series (for 5, 7 & 9A batteries)



EC-SCC PLATE

Mounting Plate for ESL-2 & EC-i range and used in conjunction with EC-CAB MET series



EC-SCC PSU

24VDC 2.2A Power Module with IEC for Structured Cabling Cabinet



EC-CAB

Plastic cabinet for ESL-2 & EC-i system. Holds 12V 7.5A battery, supports 1.4A power supply & multiple board locations with clip in tabs. Dimensions L323mm x W293mm x D87mm



EC-CAB 1A

Plastic cabinet for ESL-2 & EC-i system. Holds 12V 7.5A battery & multiple board locations. Includes 1.4A power supply with clip in tabs. Dimensions L323mm x W293mm x D87mm



EC-TAMPER P

Plastic cabinet tamper, compatible with EC-CAB & EC-CAB-1A



ELITE TRANS

1.4A transformer 17VAC compatible with EC-CAB and comes standard with all ESL-2 KIT's



ELITE TRANS-KIT

1.4A transformer 17VAC with plastic fuse terminal block & screws. Compatible with ESL-2 PLAS & EC-CAB



ELITE TRANS-KIT M

1.4A transformer 17VAC compatible with EC-CAB MET series. Includes terminal block & screws



WARNING STICKER

Red & white outdoor security warning sticker. Dimensions L158mm x W79mm



## Piezos, Strobes & Alarm Sirens



**EK105**

Top hat piezo surface mount (114dB & 120mA @12VDC). Dimensions dia. 86mm x D42mm



**EK105-2T**

Combo top hat piezo & chime with adjustable volume chime output (114dB & 230mA @ 12VDC). Dimensions dia. 86mm x D42mm



**PS209**

Surface mount internal piezo (114dB & 150mA @ 12VDC. Dimensions dia. 54mm x D47mm



**PS209-R**

Flush mount internal piezo (114dB & 200mA @12VDC. Dimensions dia. 76mm x D59mm



**PS209-R2T**

Combo flush mount piezo & chime with adjustable volume chime output (114dB & 230mA @ 12VDC). Dimensions dia. 75mm x D54mm



**PS209-F**

Flush mount internal (PDL style) piezo. (114dB & 200mA @ 12VDC. Dimensions L114mm x W70mm x D57mm



**PS-SPEAKER-PRO**

3" round in-ceiling speaker with protection circuit for ESX. Compatible with outputs 1 & 2 of all EliteControl panels (set to siren driver)




**KS50**

Outdoor high speed siren (120dB A weighted & 1.2A @ 12V)



**SPL-50**

12V indoor red LED strobe siren 80dB. Diameter of 70mm



**SPL-50B**

12V indoor blue LED strobe siren 80dB. Diameter of 70mm



**EC-SIREN**

White External siren / strobe 10-15 VDC 250MA Max. Compatible with the ESL-2 & ESX range



**EC-SIREN B**

Charcoal External siren / strobe 10-15 VDC 250MA Max. Compatible with the ESL-2 & ESX range



**SS-101NZ**

High power siren with battery backup & flash light, battery included. 13.6 - 14.4VDC constant supply voltage 250mA (max) @ 128dB. Dimensions 280mm x 195mm x 95mm



**2S3120L**

9-15V surface mount piezo siren (leadless). Dimensions dia. 28mm x D10mm

Piezo/Sirens

Piezo/Sirens














# Indoor & Outdoor Detection Devices

Detection

	<b>OPT-FLX-S-ST</b>	Pet Friendly Passive Infrared Detector with Digital Quad Zone Logic
	<b>OPT-FLX-S-DT-X5</b>	Combination PIR & Microwave Detector 10.525GHZ & Pet Friendly
	<b>OPT-VIBRO</b>	Intelligent Microprocessor Controlled Shock Sensor
	<b>OPT-FMX-DT-X5</b>	Combination PIR&Microwave Detector10.525GHZ for Residential & Commercial Installations
	<b>OPT-FX-360</b>	Cost Effective 360° Ceiling Mount Passive Infrared Detector
	<b>OPT-QXI-ST</b>	Wide Angle Passive Infrared Outdoor Detector with Selectable Mounting Height & Pattern
	<b>OPT-QXI-DT-X5</b>	Combination PIR & Microwave Wide Angle Passive Infrared Outdoor Detector 10.525GHz

	<b>OPT-LX-402</b>	Outdoor Passive Infrared Detector IP54
	<b>OPT-CX-702</b>	Passive Infrared Indoor Detector for Harsh Environments
	<b>OPT-SX-360Z</b>	360° Ceiling Mount Passive Infrared Detector 18m Diameter Coverage
	<b>OPT-AX-200TN</b>	Short range Photoelectric Twin Beam 60m, IP65
	<b>OPT-VXI-ST</b>	Outdoor PIR with Spot & Area Detection and Double Conductive Shielding IP55
	<b>OPT-BXS-ST</b>	Outdoor Boundary Detector with Quad PIR Sensors 2 on each side of the detector (up to 40ft Detection per side) IP55
	<b>OPT-WXI-ST</b>	180° Panoramic Outdoor Detector IP55
	<b>OPT-VXI-DAM-X5</b>	Outdoor PIR & Microwave 10.525GHZ Detector with Anti-Masking IP55
	<b>OPT-HX-40DAM</b>	High Mount Dual PIR & Microwave Detector 10.525GHZ for Exterior Use IP55

Detection



**OPT-APX-360**

Optex 360° Ceiling mount indoor passive infrared detector



**OPT-AX-100TFR**

30m outdoor battery operated dual beam



**OPT-AX-130TN**

40m outdoor (IP65) short range photoelectric detector with lighting & surge protection



**OPT-AX-70TN**

20m outdoor (IP65) short range photoelectric detector with lighting & surge protection



**OPT-FA-3**

Multi-angle wall/ceiling mount bracket for FMX detectors



**OPT-FMX-ST**

High performance indoor PIR sensor for high-end residential and light commercial applications



**OPT-HX-40**

High mount outdoor detector with active IR digital anti-masking function and intelligent detection logic



**OPT-VXI-R**

Battery Powered 12m outdoor PIR for Spot & Area Detection with Pet Tolerance



**OPT-CA-2C**

Multi Angle Ceiling mount bracket for CX-702 series



**OPT-HX-80N**

High mount outdoor (IP55) PIR 24m x 2m narrow coverage with advanced temperature compensation logic



**OPT-LX-802N**

Outdoor passive infrared 80' narrow long range detector (IP54) with selectable detection patterns (pet alley or multi-level)



**OPT-OM-106C**

Microwave access control sensor (IP54), mounting height up to 3.5m



**OPT-OS-12C**

The Optex OS-12C active infrared safety beam system is compatible with any type of automatic door



**OPT-PEU-H**

Plug in EOL Resistor pack for OPT-FMX-DT-X5



**OPT-SH-7MC**

For the OS-12C: 1 Pair Sensor Heads & 23' Cable



**OPT-SL-200QN**

60m outdoor quad photoelectric detector with Sniper Viewfinder (IP65)



**OPT-SL-650QN**

Outdoor 200m Photoelectric Detector IP65, includes Quad Beam with Aspherical Lenses








**OPT-SL-350QFR**

100m outdoor quad photoelectric detector with Sniper Viewfinder (IP65)



	<b>OPT-CA-1W</b>	Multi Angle Wall mount bracket for CX-702 series
	<b>SWAN QUAD</b>	Quad element pet friendly PIR, rated up to 25kg. Optimum mounting height 2.1m. Wide angle lens, detection range 18m & mounting bracket available
	<b>SWAN QUAD N/O</b>	Quad element pet friendly PIR with normally open contacts. Ideal for use with car alarms
	<b>PDM-II2</b>	Siemens mirror optic 40kg pet PIR. Optimum mounting height 2.2m. Detection range 12m. Note: must purchase PO-CL to make pet friendly
	<b>PO-CL</b>	Pet Clip for PDM-II2, this makes the detector pet friendly for pets up to 40kg
	<b>QUIP-1000</b>	Microwave pet friendly PIR, rated up to 25kg. 10.525GHz with optimum mounting height of 2.1m
	<b>SWAN BKT</b>	Wall mount bracket for the SWAN QUAD, offers a 90 degree swivel for the PIR
	<b>SWAN PGB</b>	Pet friendly PIR, rated up to 25kg with built in shock & glass break detector. Optimum mounting height of 2.1m
	<b>CRTL360</b>	Ceiling mounted 360 degree PIR. Max installation height 3.6m & max coverage dia. 20m. Dimensions dia. 110mm x D40mm

	<b>B-PUPILLA.T</b>	12-24V AC/DC surface mount point to point beam, with 20-25m range. Dimensions L113mm x W35mm x D30mm. IP44 rated
	<b>B-KREX</b>	Photoelectric retro-reflective safety beam, AC/DC 24-240V
	<b>B-PUPILLA XP20D</b>	24V AC/DC surface mount point to point beam, battery powered on one side (battery not included)
	<b>MD2010</b>	Loop metal detector 12 - 24VDC or 16 - 24V AC. Delivers precise vehicle detection when accompanied with an in ground loop. No remote or keypad required
	<b>A-PROBE KIT</b>	AAP ground probe kit for vehicle detection. Kit includes 1x A-PROBE with 25m pre-made IP rated cable & 1x A-CONTROLLER
	<b>A-PROBE</b>	AAP ground probe for vehicle detection. Requires A-CONTROLLER. Dimensions dia. 34mm x L440mm
	<b>A-CONTROLLER</b>	Dual Channel Ground Probe Controller 12-24VAC/DC
	<b>CRGB PLUS</b>	Shock and/or breakage selectable. Sensitivity adjustment. Ceiling or wall mount
	<b>GM730</b>	Siemens seismic detector, perfect for mounting on safes. Dimensions L89mm x W89mm x D23mm



## Wireless Detectors

Detection



### INFINITY MOTION

Infinity wireless optex PIR motion sensor 915Hz for ESL-2 & EC-i



### INFINITY MOTION IP54

Wireless Optex Outdoor Dual tech motion sensor 915Hz for ESL-2 & EC-i



## Reed Switches

Reed Switches



### 132WH

Surface reed switch SW-SPDT (white). 130VDC 50mA max with a 19mm gap, self adhesive or screw



### 142SP

Flush reed switch SW-SPDT (white). 130VDC 50mA with a 12mm gap. Used for residential doors & windows



### SP200

Flush door contact with NC contacts. 130VDC 50mA with 19.05mm gap. Used for industrial garage doors



### 39RSP-BR

Brown surface reed switch with NC contacts. 130VDC 50mA with a 25mm gap. Used for commercial doors & windows



### 90SP

Mini surface reed switch with NC contacts. 130VDC 50mA with a 15mm gap. Used for residential purposes





BP-30

Surface reed switch with NC contacts. 130V/DC 50mA with a 19mm gap, self adhesive or screw. Used for residential doors & windows



30D

Outdoor Reed Switch with Normally Open Contacts



BP-50-B

Brown flush reed switch with NC contacts. 130VDC 50mA with a 12mm gap. Used for residential doors & windows



400SP

Surface reed switch with NC contacts. 130VDC 50mA with a 50mm gap. Used for commercial doors



SP-3000A

Surface reed switch with wide 2.25 inch gap. Comes with adjustable magnet, ideal for garage doors




500SP

Surface reed switch with NC contacts. 2.5 inch gap & metal enclosure. Used for industrial garage doors



Pendants & Transmitters



INFINITY REMOTE KIT

Wireless Kit with 2 x Infinity Remotes and 1 x Infinity Link 915MHz Transceiver



RM-0001A

Black & chrome 4 button remote 433Mhz (no cover). Includes 1x A27 battery. Compatible with RX-2 MF349 & RX-16 MF4



RM-8006A

4 button black & chrome remote 303.825Mhz (with slider). Compatible with RX-2 MF349 & RX-16 MF4



RM-8006B

Black & chrome 4 button remote 915Mhz (with cover). Includes 3x CR2016 batteries. Compatible with RX-2 MF349, RX-2 MF9 & RX-16 MF9



INFINITY PANIC

1 button pendant with neck cord and wall clip with haptic feedback 915Hz for ESL-2, EC-i, ESX & Infinity Output



INFINITY REMOTE

Wireless 4 button remote with haptic feedback 915Hz for ESL-2 & EC-i



INFINITY TX-1

1 button Weather Proof Remote with haptic feedback 915Hz for ESL-2, EC-i & Infinity Output

# Esema Wireless Range



**GLT43301**

1 channel 433Mhz handheld transmitter. Includes 9V alkaline battery



**GLT43302**

2 channel 433Mhz handheld transmitter. Includes 9V alkaline battery



**GLT43304**

4 channel 433Mhz handheld transmitter. Includes 9V alkaline battery



**GLT43308**

8 channel 433Mhz handheld transmitter. Includes 9V alkaline battery



**GLR43301**

1 channel 433Mhz receiver, compatible with the GLT series 12 - 24V



**GLR43302**

2 channel 433Mhz receiver, compatible with the GLT series 12 - 24V



**GLR43304**

4 channel 433Mhz receiver, compatible with the GLT series 12 - 24V



**GLR43308 12R**

8 channel 433Mhz receiver, compatible with the GLT series 12 - 24V. Includes relay outputs



**ANT433M**

433Mhz antenna for Gigalink series transmitters & receivers. 94cm long with cable & SMA connector



**ANT433S**

433Mhz antenna for Gigalink series transmitters & receivers. 35cm long with cable & SMA connector





### MCR91512R

12 channel 915Mhz receiver, compatible with MCT range & includes relay output. 10 - 28V AC/DC



### MCT91516

16 channel 915Mhz multicode transmitter, compatible with the MCR series



### FOB43301WP

Esema 1 Channel Waterproof PentaFOB Transmitter with 5 Frequencies



### FOB43302WP

Esema 2 Channel Waterproof PentaFOB Transmitter with 5 Frequencies



### FOB43304WP

Esema 4 Channel Waterproof PentaFOB Transmitter with 5 Frequencies



### FOB43305WP

Esema 5 Channel Waterproof PentaFOB Transmitter with 5 Frequencies



### PCR43301RE

1 channel Penta receiver with relay output and 5 frequencies, compatible with the FOB series



### PCR43304R

4 channel Penta receiver with relay output and 5 frequencies, compatible with the FOB series



### PCR43305R

5 channel Penta receiver with relay output and 5 frequencies, compatible with the FOB series



## Monitoring & Cellular



### ESL-2 4G POD

Plug on 4G-IP Module for ESL-2 System. Primary cellular or cellular back up function. Compatible networks: 2 Degrees, Vodafone or Spark



### 4G-IP-MODULE

4G universal PSTN to DATA communicator for IP monitoring. Will send either an email or text message to your phone



### IP-MODULE

Universal LAN to PSTN reporting module for monitoring over internet. Can be put on any alarm panel (includes IP-LOOM)



### IP-LOOM

Allows remote ULD software programming of ELITE S series. Requires the IP-MODULE & setup involves advanced IT knowledge



### ANT-MB-49A

500mm 7 band 7dBi whip antenna with magnetic base. 3m cable SMA 824-960/1710-1990/2170Mhz



### MEDI BRACELET

4G/3G Medical bracelet with 2-way voice & GPS tracking



### FWT 3G/4G

3G/4G GSM Cellular Unit (EC-25AU Cellular Modem)



### ESL-2 IoT

Plug on EliteCloud App module for ESL-2 (requires EliteCloud app)



### IoT-MODULE

EliteCloud app & monitoring module for ESL, Elite S & Elite S Lite panels. Requires EliteCloud app (note: the app for this device has paid subscription services)



### ELITECLOUD

Available from the app Store or Google Play (requires ESL-2 IoT module). Please note: the app for this device has paid subscription services: [www.elitecloud.co.nz](http://www.elitecloud.co.nz)



### ESL-2 DIAL POD

Plug on Dialler for ESL-2 System for land-line & third party monitoring

Consider adding the **ESL-2 IoT** module to your system



### EliteCloud Functions



Arm/Disarm



Stay in Arm/Disarm



Glass Break Sensor



Window Sensor



Indoor Sensor



Outdoor Sensor



Door Sensor



Garage Door Sensor



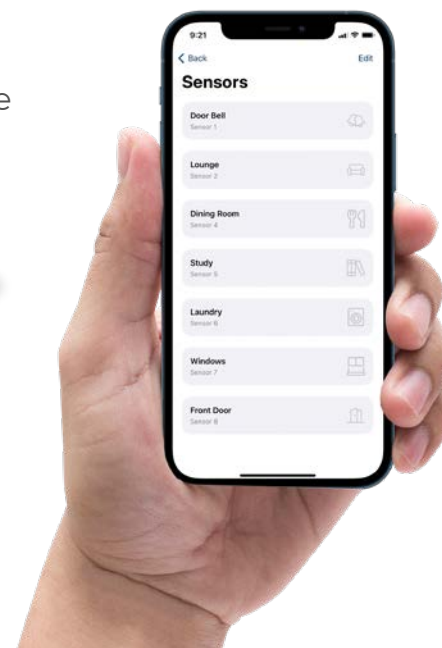
Smoke Detector



Heat Sensor

Plug in network module for ESL-2 security & control systems

- Plug & Play
- Pre Programmed
- App or IP Monitoring
- Push Notification Alerts
- Apple or Android Compatible





# Access Control

Intelligent & Secure Control



Access Control with EliteControl



EliteControl 



## PW KEYPAD-XK1

Standalone stainless steel outdoor keypad (IP65). 12 -24V with built in prox reader. Dimensions 115mm x 75mm x 22mm



## PW KEYPAD-XK4

Standalone stainless steel outdoor keypad(IP65). 12 -24V with built in prox reader. Dimensions 134mm x 56mm x 21mm



## EC-A2

Dual wiegand interface for ESL-2 & ESX systems. 12VDC required, includes 2 inputs & 2 outputs with optional 1.4A PSU (EC-PSU2)



## PW WIEGAND

Outdoor keypad reader with built in prox/pin (IP66). 40 bit wiegand white backlit keypad, compatible with the EC-A2



## PW WIEGAND KIT

2 door access control kit, includes 1x PW WIEGAND & 1x EC-A2 interface board. Compatible with ESL-2 series



## PW WIEGAND-SK1

40 bit wiegand 8-18VDC keypad. IP65 with blue backlit keys & built in prox reader. Used with EC-A2



## WIEGAND-MINI

Wiegand Interface for ESL-2 & ESX systems. 12VDC required, featuring 1 input & 1 output. Compatible with ESL-2 system



PW-SK1 KIT

2 door access control kit, includes 1x PW WIEGAND-SK1 & EC-A2 interface board. Compatible with ESL-2 series



PW WIEGAND-SK4

40 bit wiegand 8-18VDC keypad (architrave style). IP65 with blue backlit keys & built in prox reader. Used with EC-A2



PW-SK4 KIT

2 door access control kit, includes 1x PW WIEGAND-SK4 & 1x EC-A2 interface board. Compatible with ESL-2 series



PW WIEGAND-NK

40 bit outdoor wiegand reader with built in prox. IP66 outdoor ready and compatible with EC-A2



AC2-W

2 door standalone access controller (12VDC only). 500 user code slots & 500 prox tag slots. Compatible with the PW-KEYPAD range



AC2-W KIT 10T-W

Standalone access control kit, includes 1x AC2-W & 1x PW WIEGAND-SK1



AC2-W KIT 12DT-W

Standalone access control kit, includes 1x AC2-W & 1x PW WIEGAND-SK4



AC2-W KIT

Standalone access control kit, includes 1x AC2-W & 1x PW WIEGAND



DWD30

Cable protector with plastic ends (stainless steel) with 6.2 dia. 300mm length



DWM300

Cable protector with metal box ends (stainless steel). 8mm dia. 300mm length



PROX CARD

Proximity card compatible with the PW, ESL-2 EC-i series keypads. Dimensions L86mm x W54mm x 1mm



PROX EM4100

Proximity tumbler keytag (blue). Compatible with PW, ESL-2 & EC-i series keypads



PRESCO TAGS

Presco proximity keytag (grey)



EM4102









20mm proximity tag (clear disc). Compatible with PW & ESL-2 series keypads & can be fitted in the RM remotes



AT2-PCB






Universal timer board 5V -30V DC with 9 selectable time modes. Dimensions 63 x 37 x 20mm




















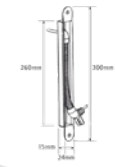
	<b>AAP-TOUCH</b>	Multi function capacitive exit button for egress in access control applications. 10-28VDC 50mA current draw
	<b>AAP-EM</b>	Multi function mechanical exit button for emergency egress in access control applications.. 10-28VDC 50mA current draw
	<b>AAP-COVER</b>	Protective cover for the AAP-EM
	<b>AAP-PANIC</b>	Latching panic plate, with DPDT 2A contacts, buzzer and back light. 10-28VDC 50mA current draw
	<b>WES 1910</b>	Small stainless steel press to exit push button. Flush IP65, includes WEB1910 push button & WEBS19 face plate
	<b>WEL 1911</b>	PDL stainless steel blue illuminated exit push button. Flush IP65, includes WEB1911 push button & WEBL19 face plate
	<b>WEL2220</b>	Stainless steel exit push button with mushroom green push button. NO/NC contacts
	<b>WEL-SMB</b>	Outdoor surface mount exit button with LED indicator. Dimensions H60mm x W30mm x D26mm



Mag Locks, Strikes & Door Holders

	<b>FSHFEL990M</b>	12/24V mortice lock - Fail safe/Fail secure 60mm back-set
	<b>FSHR40PCV-12</b>	12V magnetic door holder 25kg - floor mounted
	<b>FSHR40-12ARM</b>	Armature plate only for FSH door holders
	<b>FSHR40-12</b>	12V 25Kg door holder - Wall mount
	<b>FSHR40-24</b>	24V 25Kg door holder - Wall mount

	<b>FSHR40PCH-12</b>	12V 25Kg door holder - wall mount with extension
	<b>YM-180W</b>	180Kg 12/24VDC weather resistant magnetic clamp for pedestrian gates
	<b>FSHFEM3500M</b>	280Kg single magnetic lock - monitored
	<b>FSHFEM4700FS-LSS</b>	380Kg single magnetic lock - weather resistant - monitored
	<b>FSHFEM3500DM</b>	560Kg double magnetic lock - monitored
	<b>FSHFEM5000G</b>	630Kg single magnetic lock - weather resistant
	<b>FSHFEM5700M</b>	580Kg single magnetic lock - monitored
	<b>FSHFEM5700DM</b>	500Kg double magnetic lock - monitored
	<b>YM-280DS</b>	280Kg 12/24VDC single door magnetic clamp

	<b>ABK-280GZ</b>	GZ Bracket for Frameless Glass Door for YM-280DS
	<b>ABK-280ZL</b>	ZLC bracket for inward doors use with YM-280DS
	<b>FSHFEM3500FM</b>	280Kg single flush mount magnetic lock
	<b>FSHFES10</b>	12/24V electric strike lock - weather resistant - ANSI IP56
	<b>FSHFES20</b>	12/24V electric strike lock - high security for commercial premises
	<b>ABK-180ZL</b>	Weather resistant ZL bracket, compatible with the YM-180W
	<b>FSHAMZB4-LP</b>	ZL bracket for single mag lock, suits: FEM3500,3500M,4700FS
	<b>FSHAMZBI-LDSS</b>	ZL bracket for single mag lock suit: FEM5700M
	<b>FSHIRT881SSS</b>	Recessed cable transfer for mortice locks 300mm



# Intercoms

Always Connected

## Intercoms with EliteConnect



### E-CON GATE

Black outdoor gate station, surface mount, 2MP 1080P. Compatible with E-CON MONITORS



### E-CON GATE SA

Black standalone outdoor gate station, 2MP 1080P, Wifi & Ethernet capable



### E-CON GATE-K

Black outdoor gate station with keypad, surface mount, 2MP 1080P. Compatible with E-CON MONITORS



### E-CON MONITOR-B

Black 7" touch screen monitor with Wifi & Ethernet. Compatible with E-CON GATE & E-CON GATE-K



### E-CON MONITOR-W

White 7" touch screen monitor with Wifi & Ethernet. Compatible with E-CON GATE & E-CON GATE-K

EliteConnect

DoorBird  
Technology meets Design.



E-CON KIT-B

Video door station & colour video monitor kit which includes E-CON GATE & E-CON MONITOR-B



E-CON KIT-W

Video door station & colour video monitor kit which includes E-CON GATE & E-CON MONITOR-W



E-CON KIT-B-KP

Video door station & colour video monitor kit which includes E-CON GATE-K & E-CON MONITOR-B



E-CON KIT-W-KP

Video door station & colour video monitor kit which includes E-CON GATE-K & E-CON MONITOR-W



E-CON PROX TAG

Black prox tag for use with the E-CON GATE KP series



DB-D1101V-Flush

Mini IP intercom video door station, surface mount stainless steel metallic finish. Single push button



DB-D1101V

DoorBird IP Video Door Station with 1 Call Button (V2A Grade) Surface Mount



DB-A1101

Indoor IP video station comes standard as surface mount. Use DB-A8003 for table stand



DB-A8003

Optional table stand for IP Video Indoor Station DB-A1101



DB-D2101KV

IP video door station with smartphone push. Stainless steel flush edition with integrated access keypad



DB-D2101KV HOUSE V4

Surface mount housing box for DB-D2101KV & DB-D2101KV V4 IP Intercom (Salt Water Version)



DB-D2101KV V4

IP video door station with smartphone push. Stainless steel flush edition with integrated access keypad (Salt Water Version)



DB-D2101KH

IP Video Door Station D2101KH for single family homes, stainless steel V2A, brushed, 1 call button incl. stainless steel plate with bell symbol



DB-D2101KH

Doorbird IP Intercom Video Door Station with Keypad (V2A) Flush Mount Illuminated



DB-D2101KH Housing-Flush

Flush-mount housing (backbox), stainless steel V2A, compatible with DB-D2101KH



DB-D2101KV HOUSE-F


Flush Mount Housing for DB-D2101KV (Housing/Backbox)



DB-D2102V


IP Video Door Station Stainless Steel V2A Brushed with 2 Call Buttons






**DB-D2101V**

IP video door station. Flush Stainless Steel Brushed V2A. Includes 1x call button




**DB-D21DKH**

IP video door station, brushed stainless steel, flush mounted (Horizontal), display module, keypad module. Enquire for stock availability




**DB-D21DKV**

IP video door station, brushed stainless steel, flush mounted (Vertical), display module, keypad module. Enquire for stock availability




**IT-Wifidoorbell**

4MP Wifi/Smart Doorbell with AI for indoor/outdoor applications




**DB-A1071**

2-Wire Ethernet POE converter compatible with DoorBird intercoms




**DB-A1061W**

IP internal door chime compatible with DoorBird IP intercoms. White edition. Note: lead time may apply



**AAP GOOSE NECK**

Polished Stainless Steel Goose Neck Plinth for Intercom Gate Stations & Keypads - Mount in Concrete



**WELL-LPV-20-15**

15V 1.3A switch mode power supply in IP67 case. 100 - 240VAC input. Dimensions L116mm x W34mm D27mm

Choose Your Colour!

<b>RAL 1001</b> beige	<b>RAL 1003</b> signalgelb / signal yellow	<b>RAL 1004</b> goldgelb / golden yellow
<b>RAL 1016</b> schwefelgelb / sulfur yellow	<b>RAL 1017</b> safrangelb / saffron yellow	<b>RAL 1037</b> sonnengelb / sun yellow
<b>RAL 2002</b> blutorange / vermillion	<b>RAL 2004</b> reinorange / pure orange	<b>RAL 3000</b> feuerrot / flame red
<b>RAL 3007</b> schwarzrot/ black red	<b>RAL 3014</b> altrosa / antique pink	<b>RAL 3028</b> reinrot / pure red
<b>RAL 4004</b> bordeauxviolett / claret violet	<b>RAL 4005</b> blaulila / blue lilac	<b>RAL 4006</b> verkehrspurpur / traffic purple
<b>RAL 4009</b> pastellviolett / pastel violet	<b>RAL 5002</b> ultramarinblau / ultramarine blue	<b>RAL 5004</b> schwarzblau/ black blue
<b>RAL 5012</b> lichtblau / light blue	<b>RAL 5013</b> kobaltblau / cobalt blue	<b>RAL 5018</b> türkisblau / turquoise blue
<b>RAL 5022</b> nachtblau / night blue	<b>RAL 6000</b> patinagrün / patina green	<b>RAL 6006</b> grauoliv / grey olive
<b>RAL 6018</b> gelbgrün / yellow green	<b>RAL 6019</b> weißgrün / pastel green	<b>RAL 6027</b> lichtgrün / light green
<b>RAL 7001</b> silbergrau / silver grey	<b>RAL 7004</b> signalgrau / signal grey	<b>RAL 7006</b> beigegrau / beige grey
<b>RAL 7011</b> eisengrau / iron grey	<b>RAL 7015</b> schiefergrau / slate grey	<b>RAL 7016</b> anthrazitgrau / anthracite grey
<b>RAL 7023</b> betongrau / concrete grey	<b>RAL 7033</b> zementgrau / cement grey	<b>RAL 7044</b> seidengrau / silk grey
<b>RAL 8004</b> kupferbraun / copper brown	<b>RAL 8011</b> nussbraun / nut brown	<b>RAL 8016</b> mahagonibraun/ mahogany brown
<b>RAL 8023</b> orangebraun / orange brown	<b>RAL 8028</b> terrabraun / terra brown	<b>RAL 9002</b> grauweiß / grey white
<b>RAL 9006</b> weißaluminium / white aluminium	<b>RAL 9007</b> graualuminium / grey aluminium	<b>RAL 9010</b> reinweiß / pure white
<b>RAL 9016</b> verkehrsweiß / traffic white	<b>DB 703</b> Eisenglimmer / pearled dark grey	

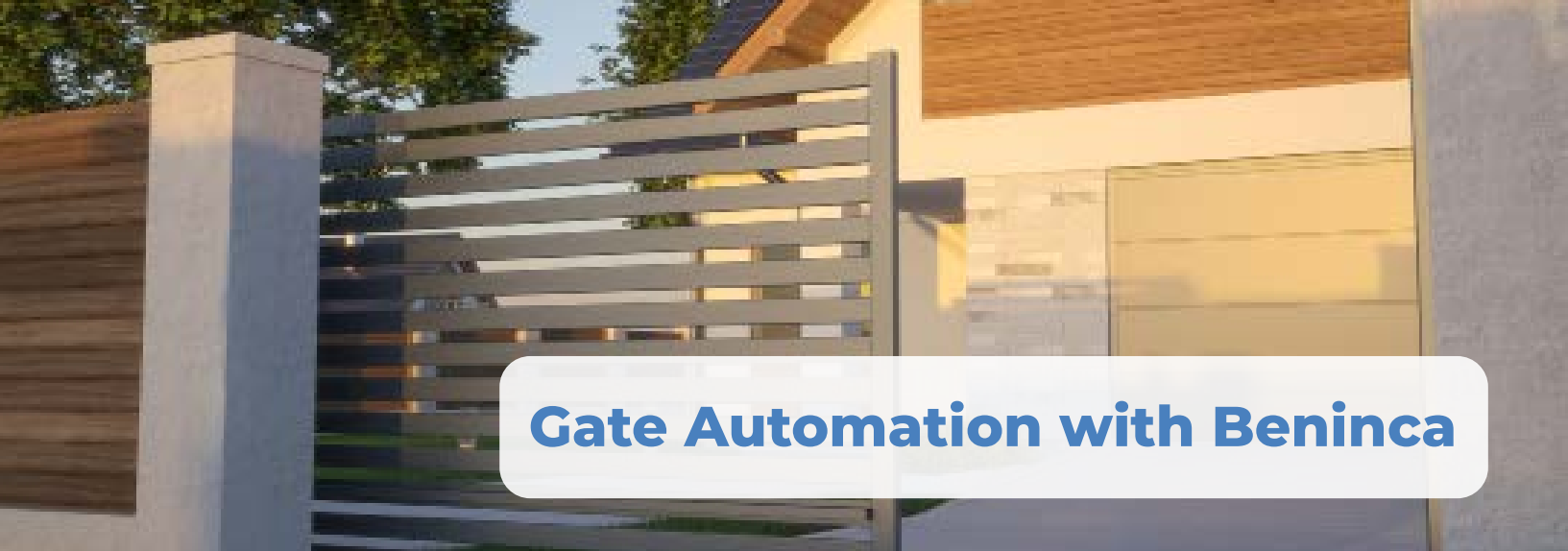
\* The listed colours above are not binding. For the exact colour determination we recommend a valid RAL colour register \*

# Gate Automation

Complete Automation Solutions



**BENINCA**  
TECHNOLOGY TO OPEN



## Gate Automation with Beninca



### B-BULLTURBO-KIT

Kit includes 24V B-BULL624 TURBO sliding gate motor & controller, 2x B-TO.GO2VA & 4x B-197.1 nylon racking



### B-BOB3024E.P

Kit includes 24V 2x B-BOB3024E screw drive actuators, B-BRAINY24 controller, B-PUPILLA & 2x B-TO.GO2VA remotes



### B-BOB3024E

24V screw drive actuator with mechanical stops. Requires B-BRAINY24 and used for gates up to 3m leaf. Intensive use duty cycle, 1800N thrust



### B-BSR

Adjustable mounting bracket for linear actuators. Compatible with the B-BOB30 series



### B-BOB5024

24V screw drive actuator with mechanical stops. Requires B-BRAINY24 and used for gates up to 5m leaf. Intensive use duty cycle, 2200N thrust





















### B-BACK UP SWING











Battery Back Up kit for Beninca 24V Swing Automation






Gates



	<b>B-PR45E24</b>	24V hinge arm with built in limit switches. Arm not included, you require B-DUE2 and used for gates up to 4m leaf. Intensive use duty cycle, 320Nm torque
	<b>B-DUE2</b>	Galvanised steel hinge arm for articulated arm actuators. Compatible with B-PR45E & B-PR45E24
	<b>B-BACK UP SLIDE-1224</b>	Battery Back up kit for Beninca 24V Slide Automation (fits 12 / 24 Turbo)
	<b>B-BACK UP SLIDE-624</b>	Battery Back up kit for Beninca 24V Slide Automation (fits 624 Turbo)
	<b>B-BULL624TURBO</b>	24VDC sliding gate motor for gates up to 600kg & 25m/min. Includes built in limit switches & receiver/controller
	<b>B-BULL1224</b>	24V sliding gate motor for gates up to 1200kg. Duty cycle 80% with 390N max thrust. 115VAC/ 230VAC power supply. 3A max absorbed current
	<b>B-BISON25 OTI</b>	230V sliding gate motor for gates up to 2500kg with built in limit switches. Built in controller & receiver with intensive duty cycle
	<b>B-Viro</b>	12V Strike for swing driveway & pedestrian gates & 35mm lock Cylinder (vertical mount)
	<b>B-Viro-Horizontal</b>	12V Strike for swing driveway & pedestrian gates & 35mm lock Cylinder (horizontal mount)

	<b>B-BULL.PI</b>	Raised Mounting Plate for B-BULL20M & BULL1024
	<b>B-MLS</b>	Magnetic Limit Switch kit for sliding gate actuators
	<b>B-ONE.2WB</b>	433Mhz 2 channel universal receiver in a box compatible with Beninca remotes (both 2 & 4 button)
	<b>B-CP.B24ESA</b>	24V Controller for B-BULL624TURBO
	<b>B-ADVANTOUCH</b>	Advantouch Programmer for Beninca Control Panels
	<b>B-311.M</b>	Adjustable bracket for B-311.M end catch
	<b>B-310.M</b>	80mm End Catch for Sliding Gates
	<b>B-230.1</b>	150mm x 40mm Single Roller - add to B-213.3B for Installations on a Gradient
	<b>B-199.1</b>	Hydraulic Radial Damper

	<b>B-197.1</b>	Nylon racking for Beninca sliding gates. Dimensions L1000mm x W28mm D22mm. Compatible with B-BULL motors
	<b>B-192.1</b>	Metal racking for Beninca sliding gates. Dimensions L1005mm x W30mm x D12mm. Compatible with B-BULL motors. Spacers sold separately
	<b>B-192.1 Spacer</b>	Metal spacer to go with the B-192.1 racking. Note you require 3 spacers for 1 x B-192.1
	<b>METAL PIN</b>	Metal pin anchor for B-192.1 racking. Dimensions 6.5mm x 50mm
	<b>B-RI.M4Z</b>	Galvanised gear racking for commercial sliders. Dimensions L2000mm x W22mm D22mm. Note requires on-site fabrication
	<b>B-186.3</b>	3m U-Section 16mm gate tracking for sliding gates. Compatible with 20mm wheels and the B-BULL motors. Note: oversized freight cost may apply
	<b>B-111.80</b>	80mm U-Section gate wheels (20mm). Compatible with the B-BULL motors
	<b>B-111.100</b>	100mm U-Section gate wheels (20mm). Compatible with the B-BULL motors
	<b>B-213.3B</b>	2 roller guide plate (bolt on). Compatible with sliding gate motors
	<b>B-417.20</b>	Swing gate hinge, adjustable 70mm wide with 20mm thread. Compatible with swing gates

	<b>B-247.2</b>	Bolt down end stop for Beninca swing & slide gate motors
	<b>B-530.0</b>	Gate stops to be cemented for swing gates. Compatible with B-BOB & B-BILL swing actuators
	<b>B-535.2</b>	Gate stop for B-BOB swing gates (bolt on)
	<b>B-BE.CODE</b>	Wireless keypad for controlling automated systems. Max 254 different codes linking the device to your receiver
	<b>B-DU.FCN</b>	Waterproof limit switch device for DU.IT24 underground actuator series
	<b>B-DU.ITIX</b>	Self supporting stainless steel foundation box, max opening of 110 degrees. Comes only with cover, requires an unlocking accessory
	<b>B-DU.IT24NVE</b>	24V underground motor for swing gates up to 3.5m. Built in encoder to ensure maximum safety & precision in the gate moving phase
	<b>B-KEY</b>	Master keys for Beninca motors, key range from 1171 - 1180 (pack of 10)
	<b>B-IRI.LAMP</b>	Universal LED flashing light. Also comes with blinking function as standard. Includes inbuilt aerial
	<b>B-SC.M72</b>	Mechanical Safety Edge 2 Metres





**B-BOB.BUSH**

Whole bush for the B-BOB screw drive actuator series



**B-PUPILLA.T**

12-24V AC/DC surface mount point to point beam, with 20-25m range. Dimensions L113mm x W35mm x D30mm. IP44 rated



**B-PUPILLA XP20D**

24V AC/DC surface mount point to point beam with battery on one side of the beam



**B-FTC.S**

24V AC/DC safety beam set. Fits in commercial sliders including B-BISON. Dimensions L90mm x W75mm x D30mm



**B-COL.P**

Pair of columns in anodised aluminium with Base Height 0.5M. Compatible with B-PUPILLA series



**B-CBY.24V**

Battery charger card for CBY.24V, bracket not included. Used for battery charging



**B-BRAINY BOX**

Plastic box only for Brainy controller. Dimensions L285mm x W220mm x D120mm



**B-BRAINY24 PCB**

BRAINY24 control panel for 24V actuators (PCB only)



**B-BRAINY24**

BRAINY24 control panel with battery charging (batteries not included)



**B-SA-24**

27VDC Beninca power supply with battery backup



**B-TO.GO4AK**

4 channel 433Mhz transmitter which is cloneable. Compatible with Beninca actuators



**B-TO.GO2VA**

2 channel 433Mhz transmitter with advanced rolling code. Compatible with Beninca actuators



**B-TO.GO4VA**

4 channel 433Mhz transmitter with advanced rolling code. Compatible with Beninca actuators



**B-SIS KIT**

Bus module for synchronizing gate controllers (2 x B-SIS modules)



**B-SMART**

Turn your transmitter into an elegant wall mounted keypad. Can be fixed to the wall and it is compatible with all B-TO.GO remotes




**B-TO.CLIP**

Plastic clip for B-TO.GO remotes. Suitable for use on your car visor or wall



**B-ANT433**

433Mhz extension antenna for Beninca controllers. Compatible with B-TO.GO remotes & controllers



**B-EVA.7**

Road barrier control unit with integrated receiver, for passages up to 7m



**B-EVA7.A2**

Painted elliptical aluminium arm cut into two 3.5m section



## Fire Accessories



### HM-MINI-12V

12V hardwired mini smoke detector. Compatible with the ESL-2 & EC-i system. Dimensions H52mm x Dia.48mm



### HM-MINI

Standalone battery operated smoke detector. 3V DC (1x CR-123AW battery). Dimensions H52mm x Dia.48mm



### HM-SMOKE

12V hardwired smoke detector with test button. Compatible with the ESL-2 & EC-i system



### TRX SMOKE

2-Way wireless photoelectric smoke detector with built in 85dB sounder. Includes 9V alkaline battery & surface mount base



### AJ-765

Photoelectric smoke detector with wireless interconnect (433Mhz)



### AJ-718

Standalone Heat Detector with 433Mhz Wireless Interconnect



### AJ-R106

Standalone 433Mhz Wireless Remote Control for AJ detectors



### HM-SMOKE230

230V hardwired smoke alarm with 9V DC alkaline battery backup. Capable of inter-linking the smokes



### VST-CONTROLLER

Designed for HM-SMOKE230 wired smoke detectors. Allows multiple detectors to be wired together



### FMR-100

Flush mount ceiling ring for NB338 & NB323 smoke detectors. Hole cut-out size 110mm



### NB338-4ARB

12V resetting smoke detector with buzzer & hush button. Compatible with the ESL-2 system



### NB323

Rate of Rise thermal heat detector. Trigger temperature 57 degrees & compatible with the ESL-2 system



### NB338-4B

12V smoke detector, latching with buzzer (no hush button). Compatible with the ESL-2 system



### TRX HEAT

2-way wireless heat detector with built in 85dB sounder & hush button. Trigger temperature 57 degrees



### SM-200

Aerosol smoke detector test can for HM & NB smokes





## Batteries



**DM12-1.3PP**

PowerPac 12V 1.3A battery. Dimensions L100mm x W45mm x D52mm



**DM12-2**

PowerPac 12V 2A battery. Dimensions L170mm x W60mm x D35mm



**DM12-3**

PowerPac 12V 3A battery. Dimensions L133mm x W68mm x D60mm



**DM12-5A/H**

PowerPac 12V 5A battery. Dimensions L90mm x W101mm x D70mm



**DM12-7.5**

PowerPac 12V 7.5A battery. Dimensions L150mm x W65mm x D95mm



**DM12-9**

PowerPac 12V 9A battery. Dimensions L150mm x W65mm x D95mm



**DM12-12**

PowerPac 12V 12A battery. Dimensions L150mm x W100mm x D100mm



**DM12-18PP**

PowerPac 12V 18A battery. Dimensions L180mm x W75mm x D165mm



**DM12-40**

PowerPac 12V 40A battery. Dimensions L175mm x W195mm x D165mm



**DM6-5A**

PowerPac 6V 5A battery. Dimensions L46mm x W70mm x D105mm



**3.6V**

1/2 AA 3.6V lithium battery used for TRX-REED & other wireless products



**CR-123AW**

3V lithium battery used for TRX PIR, DFW-433 & DFW-915



**ER26500**

Li-SOCL2 C size lithium battery used for TRX EXTERNAL, TRX INTERNAL & TRX OUTPUT



**CR2016**

Coin cell lithium battery 3V used for RM remotes (2x CR2016)



**CR2032 CELL**

Coin cell lithium battery 3V used for TRX PENDANT (1x CR2032 CELL)



**CR2450**

Coin cell lithium battery 3V used for TRX KEYPAD-A (2x CR2450)



**142-004**

A23 12V miniature battery, dimensions L28mm x Dia. 10mm



**A27**

A27 12V alkaline battery, dimensions L28mm x Dia. 8mm



**142-006**

9V alkaline battery used for HM-FW wireless smokes. Dimensions L48mm x W48mm x D26mm



**BC-12500**

Battery charger for DM PowerPac batteries, 12V & 800mA




**Security & CCTV Cable**



**4C2-100-CU**

4 core 0.2mm tinned copper cable with box centre pull. Comes in 100m roll



**4C5-100-CU**

4 core 0.5mm tinned copper cable with box centre pull. Comes in 100m roll




**4C5-300-CU**

4 core 0.5mm tinned copper cable with drum centre pull. Comes in 300m roll



**6C2-100-CU**

6 core 0.2mm tinned copper cable with box centre pull. Comes in 100m roll



**6C5-100-CU**

6 core 0.5mm tinned copper cable with box centre pull. Comes in 100m roll



**8C5-300-CU**

8 core 0.5mm tinned copper cable with drum centre pull. Comes in 300m roll





**PATCH CABLE-30** 30m CAT5E CCA RJ45 to RJ45 Patch cable



**RG59T-75** Premade coax & twin CCTV cable. Comes complete with fittings, 23m BNC & DC 2.1mm plug



**DC SPLITTER** 2.1mm DC socket with 4x 2.1mm DC plug out used for CCTV cameras



**VT-POWER 2.1M** 2.1mm DC male plug with DC terminal connector used for CCTV



**VT-POWER** 2.1mm DC female plug with DC terminal connector used for CCTV



**Control Relays & Timers**



**AT2-PCB** Universal timer board 5V -30V DC with 9 selectable time modes. Dimensions 63 x 37 x 20mm



**SP RELAY-1A** 12V 1A SPDT relay board, dimensions L43mm x W39mm x D18mm



**EC-RELAY** DPDT 8 Amp Relay board, with 12V or 24V AC/DC Coil + Low Current Pos/Neg Trigger Mode



**DP-RELAY TRG** 12V 5A DPDT relay with low current +/- trigger input



## Plastic Enclosures



**EC-CAB**

Plastic cabinet for ESL-2 & EC-i system. Holds 12V 7.5A battery, supports 1.4A power supply & multiple board locations with clip in tabs. Dimensions L323mm x W293mm x D87mm




**PLAS BOX-S IP56**

Plastic box IP56 rated, dimensions L100mm x W100mm x D50mm




**PLAS BOX-L IP65**

Plastic box IP65 rated, dimensions L110mm x W150mm x D70mm



**PLAS BOX-XL**

Plastic box IP56 rated, dimensions L220mm x W150mm x D100mm



**PLAS BOX-XXL**

Plastic box IP65 rated, dimensions L250mm x W175mm x D103mm



## Plugpacks



**PSI2300EP**

12V DC 500mA plugpack. Can be used for many applications including powering keypads & transmitters etc



**PSI22000PP**

Switch mode plugpack, 12V DC 2A



**PSI24160**

Switch mode in-line powerpack 12V DC 4A, used to power CCTV cameras



**TEPP16V**

Plugpack 16V AC 1.5A, used to power ESL-2 alarm system





## Power Supplies



### DC CONV-5

Mini AC/DC converter, 16 - 28V in to 12V DC out 500mA.  
Dimensions L74mm x W40mm D23mm



### B-SA-24

27VDC Beninca power supply with battery backup



### PSU1B SM

13.8V 1.5A Boxed Power Supply with Monitor Outputs.  
Dimensions L323mm x W293mm x D87mm



### PSU1 SM

13.8V 1.5A Plated Power Supply with Monitor Outputs.  
Dimensions L200mm x W92mm x D60mm



### PSU4

13.8V 4A plated power supply with battery charging  
& 5 fused outlets



### PSU6B SM

13.8V 6A (battery backup) in Plastic Cabinet, Smart  
Compatible with: EC-A2, EC-O4 & EC-Z8



### WELL-LPV-20-15

15V 1.3A switch mode power supply in IP67 case with  
100 - 240V AC input. Dimensions L116mm x W34mm  
x D27mm



### FUSEDBOARD-8

Safely power 8 low voltage devices from one power  
feed. 8 x 1.6A fused outlets, features 2.1mm DC plug  
input



### PSU24/1.5

27.6V 1.5A plated power supply with battery charging.  
Dimensions L200mm x W92mm x D60mm












### WELL-LPH-18-12

12V 1.5A switch mode power supply in IP67 case with  
230V AC input. Dimensions L140mm x W30mm x  
D23mm



	<b>BES-BELL1412</b>	Diameter 6.4mm x L305mm bell hanger bit made from premium M2 grade steel. Cuts through wood, metal, nails & screws
	<b>BES-BELL3812</b>	Diameter 9.5mm x L305mm bell hanger bit made from premium M2 grade steel. Cuts through wood, metal, nails & screws
	<b>BES-BELL1212</b>	Diameter 12.7mm x L305mm bell hanger bit made from premium M2 grade steel. Cuts through wood, metal, nails & screws
	<b>BES-BELL1424</b>	Diameter 6.4mm x L610mm bell hanger bit made from premium M2 grade steel. Cuts through wood, metal, nails & screws
	<b>BES-BELL3824</b>	Diameter 9.5mm x L610mm bell hanger bit made from premium M2 grade steel. Cuts through wood, metal, nails & screws
	<b>BES-BELL1224</b>	Diameter 12.7mm x L610mm bell hanger bit made from premium M2 grade steel. Cuts through wood, metal, nails & screws
	<b>BES-BELL1436</b>	Diameter 6.4mm x L915mm bell hanger bit made from premium M2 grade steel. Cuts through wood, metal, nails & screws
	<b>BES-BELL3836</b>	Diameter 9.5mm x L915mm bell hanger bit made from premium M2 grade steel. Cuts through wood, metal, nails & screws

	<b>BES-FLX1424</b>	Diameter 6.4mm x L610mm HSS flex bit made from premium M2 grade steel. Cuts through wood, metal, nails & screws
	<b>BES-FLX3824</b>	Diameter 9.5mm x L610mm HSS flex bit made from premium M2 grade steel. Cuts through wood, metal, nails & screws
	<b>BES-FLX1224</b>	Diameter 12.7mm x L610mm HSS flex bit made from premium M2 grade steel. Cuts through wood, metal, nails & screws
	<b>BES-FLX1436</b>	Diameter 6.4mm x L915mm HSS flex bit made from premium M2 grade steel. Cuts through wood, metal, nails & screws
	<b>BES-FLX3836</b>	Diameter 9.5mm x L915mm HSS flex bit made from premium M2 grade steel. Cuts through wood, metal, nails & screws
	<b>BES-FLX1236</b>	Diameter 12.7mm x L915mm HSS flex bit made from premium M2 grade steel. Cuts through wood, metal, nails & screws
	<b>BES-FLX1454</b>	Diameter 6.4mm x L1372mm HSS flex bit made from premium M2 grade steel. Cuts through wood, metal, nails & screws
	<b>BES-FLX3854</b>	Diameter 9.5mm x L1372mm HSS flex bit made from premium M2 grade steel. Cuts through wood, metal, nails & screws
	<b>BES-FLX1254</b>	Diameter 12.7mm x L1372mm HSS flex bit made from premium M2 grade steel. Cuts through wood, metal, nails & screws





### BES-FLX3872

Diameter 9.5mm x L1829mm HSS flex bit made from premium M2 grade steel. Cuts through wood, metal, nails & screws



### BES-FLX1272

Diameter 12.7mm x L1829mm HSS flex bit made from premium M2 grade steel. Cuts through wood, metal, nails & screws



### BES-QTT91648

Diameter 14.3mm x L1219mm auger flex bit, with four cutting edges allowing for rapid cutting. Crafted from high quality steel



### BES-GLF415

Single 3 foot 4mm fibreglass glow rod, durable plastic coating super flexible design & perfect for a wide range of installations



### BES-GLF410

Single 6 foot 4mm fibreglass glow rod, durable plastic coating super flexible design & perfect for a wide range of installations

# CCTV Solutions

Keep an eye on what matters to you





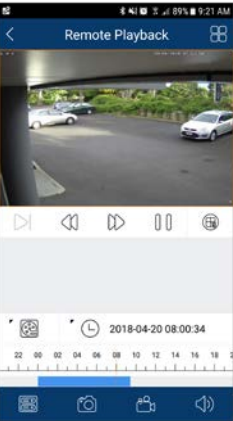


Protect what matters most to you!

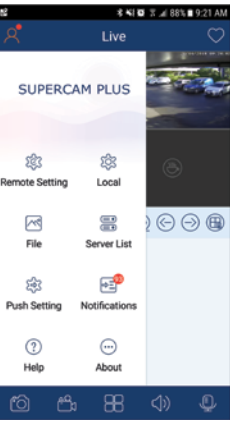
Consider adding a CCTV system to your home or business to protect your most valuable assets. TVT has a wide range of cameras and recorders to suit most applications and needs. Each TVT system comes with a free Apple or Android app so you can stay connected from anywhere, at any time

App Functions/Screenshots

Search/Playback



General Settings



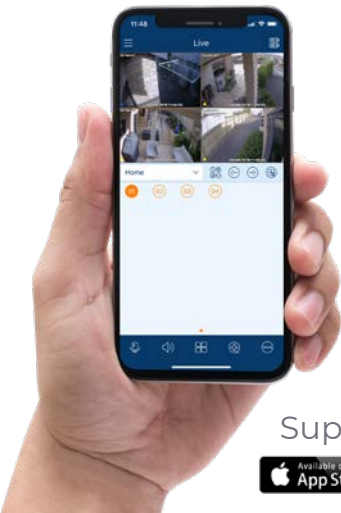
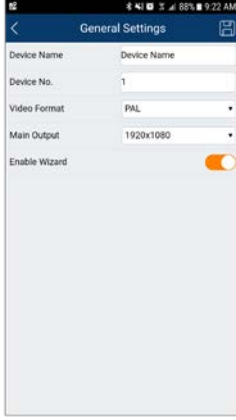
Select Camera



Single Camera



Device Settings




SuperCam Plus



TVT-4CHNVR-2CAMKIT AI

4 Channel NVR kit includes: 1x TVT-4CHNVR-P, 2 x TVT-D2.8POE-AI cameras, 2 x 20m CAT cables & 1TB HDD



TVT-4CHNVRKIT AI

4 Channel NVR kit includes: 1x TVT-4CHNVR-P, 4 x TVT-D2.8POE-AI cameras, 4 x 20m CAT6 cables & 2TB HDD



TVT-8CHNVRKIT AI

8 Channel NVR kit includes: 1x TVT-8CHNVR-P, 4 x TVT-D2.8POE-AI cameras, 4 x 20m CAT6 cables & 2TB HDD



TVT-4CHNVR-P

4 channel 1080P NVR 4 POE port with 1TB Hard Drive



TVT-8CHNVR-P

8 channel 1080P NVR 8 POE port with 2TB Hard Drive



TVT-16CHNVR-P

16 channel 1080P 4K NVR 16 POE port with 4TB Hard Drive



TVT-32CHNVR-P

32 channel 1080P 4K NVR 16 POE port with 6TB Hard Drive



TVT-64CHNVR

64 channel 1080P NVR 16 HDD slots with 2 x 6TB Hard Drive (note: no POE)



TVT-D2812POE

5MP 2.8 - 12mm motorised varifocal lens, POE waterproof dome camera. Compatible with TVT NVR's



TVT-D2.8POE AI

5MP 2.8mm fixed lens POE dome waterproof IP camera with smart AI. Compatible with TVT-NR's



**TVT-B2812POE**

4MP 2.8-12mm motorised varifocal lens POE waterproof bullet camera. Compatible with TVT-NVR's



**TVT-P180-8POE**

8MP starlight 180° panoramic waterproof bullet network camera. Compatible with TVT-NVR's



**TVT-360POE**

6MP 1.07mm POE 360 degree fisheye camera with microphone. Outdoor ready. Compatible with TVT-NVR's



**TVT-D28SPOE**

2MP 2.8mm fixed lens, IP starlight waterproof dome POE camera. Compatible with TVT-NVR's



**TVT-B2812-8POE**

8MP 2.8-12mm motorised lens, waterproof bullet POE camera. Compatible with TVT-NVR's



**TVT-D2812-8MP**

8MP 2.8-12mm motorised lens, waterproof dome POE camera. Compatible with TVT-NVR's



**TVT-PTZ-MINI**

2.8-12mm lens, auto-tracking, AI, IR night mode switching to full colour on AI detection, Active Deterrent. Compatible with TVT-NVR's



**TVT-D2.8POE-B-AI**

5MP 2.8mm fixed lens POE dome waterproof IP camera. Compatible with TVT-NR's



**TVT-D2.8-F-4MP**

4MP 2.8mm Fixed Lens Camera with high security flashing light. Compatible with TVT-NVR's



**TVT-D2812-F-4MP**

4MP 2.8mm - 12mm Varifocal Lens Camera with high security flashing light. Compatible with TVT-NVR's



**IT-WifiCAM**

4MP Wifi/solar security camera with AI for Indoor/outdoor applications



**TVT-B28SPOE**

2MP 2.8mm lens, IP starlight bullet POE camera Compatible with TVT-NVR's



**TVT-D28C-POE**

5MP Full Colour 2.8mm fixed lens, dome POE camera. Compatible with TVT-NVR's



**TVT-B722POE**

4MP 7-22mm lens, bullet POE camera with 100m IR. Compatible with TVT-NVR's



**TVT-B722-2POE-LP**

2MP 7-22mm lens Starlight, license plate recognition bullet POE camera with 100m IR. Compatible with TVT-8CHNVR-P & 16, 32 channel models



**TVT-D722AI**

2MP 7-22mm lens, waterproof Ai face recognition camera. Compatible with TVT-4CHNVR-P & 8, 16 & 32 channel models





## Simple & Cost Effective TVI CCTV



**TVT-4CHDVRKIT**

4 channel DVR, 4x 3.6mm 1080P dome cameras, 4x 20m coax cables, 1TB HDD & 1x DC splitter



**TVT-4CHTVR**

4 channel 1080P output. TVI/AHD & CVI recorder with 1TB hard drive. Includes 4 external alarm inputs & 1 alarm output



**TVT-8CHTVR**

8 channel 1080P output. TVI/AHD & CVI recorder with 2TB hard drive. Includes 4 external alarm inputs & 1 alarm output



**TVT-16CHTVR**

16 channel 1080P output. TVI/AHD & CVI recorder with 4TB hard drive. Includes 4 external alarm inputs & 1 alarm output



**TVT-16CHTVR-4K**

16 Channel 4K TVR with 4TB Hard Drive



**TVT-D2812-5MP TVI**

5MP 2.8-12mm vari-focal lens. HD Analogue IR Dome Camera. Compatible with TVT-16CHTVR-4K



**TVT-D3.6-5MP TVI**

5MP 3.6mm HD Analogue IR Dome Camera. Compatible with TVT-16CHTVR-4K



**TVT-B2812TVI**

2.8-12mm 1080P waterproof bullet TVI camera. Compatible with TVT-TVR's



**TVT-D2812TVI**

2.8-12mm 1080P waterproof dome TVI camera. Compatible with TVT-TVR's



**TVT-D2.8TVI**

2.8mm fixed lens 1080P waterproof dome TVI camera. Compatible with TVT-TVR's

## Additional CCTV Products & Accessories



**POE-4**

4 PoE Power Port Gigabit 30W per port (10/100/1000Mbps)



**POE-8**

8 PoE Power Port Gigabit 30W per port (10/100/1000Mbps)



**POE-16**

16 PoE Power Port Gigabit 30W per port (10/100Mbps)



**POE-24**

24 PoE Power Port Gigabit 30W per port (10/100Mbps)



**TVT-YZJ0203**

Wall mount camera bracket, compatible with TVT-D2.8TVI, TVT-D2.8POE & TVT-D2812POE



**TVT-YXH0103**

Camera bracket junction box, perfect for hiding excess cables. Compatible with TVT-D2.8POE, TVT-D2.8TVI



**TVT-YXH0302**

Camera Junction Box compatible with TVT-B2812TVI, TVT-D2.8TVI, TVT-B922POE, TVT-D2.8POE, TVT-D2812POE & TVT-P180-8POE



**TVT-YZJ0601**

Corner mounting bracket for cameras



**TVT-YZJ0811**

Pendant bracket - must be used with YZJ0302 Junction Box

	<b>TVT-YZJ0807</b>	Ceiling mount bracket compatible with TVT-PTZ-MINI
	<b>TVT-YZJ0701E</b>	Mounting bracket compatible with TVT-PTZ-MINI
	<b>TVT-YZJ0204</b>	Wall mount camera bracket, compatible with TVT-D2812TVI
	<b>TVT-YZJ0813</b>	Ceiling mount camera bracket, compatible with TVT-360POE
	<b>TVT-YXH0205</b>	Camera bracket junction box, compatible with TVT-D2812TVI, TVT-D2.8TVI & TVT-D2.8POE
	<b>TVT-YXH0303</b>	Camera bracket junction box, compatible with TVT-D2812TVI & TVT-D3312-8POE
	<b>TVT-ZG0202</b>	Extendable pole bracket 20cm length, may require additional mounting brackets based on your camera selection
	<b>TVT-YZJ0408</b>	Wall mount camera bracket, compatible with TVT-D2812TVI & TVT-D3312-8POE. Note - may require additional accessories
	<b>TVT-YZJ0501</b>	Pole mount camera bracket, compatible with dome & bullet cameras. Note - may require additional accessories depending on camera model

	<b>POE INJECTOR</b>	Single Port Gigabit POE Injector, input voltage 100-240VAC, output voltage 48VDC, data range 10/100/1000Mbps
	<b>SWITCH-8</b>	8 Port Gigabit Non POE Switch 12V/DC
	<b>WIFI LR-CPE 300P-KIT</b>	Long range outdoor wireless bridge with maximum transmission range of 1km. Supports POE solutions and plug pack included
	<b>IP EXTENDER</b>	Transmit IP camera signal over existing coaxial cables. Transmission distance of up to 220m & includes built-in surge protection
	<b>CAV-DUMMY</b>	Weatherproof dummy CCTV camera with blinking LED
	<b>MONITOR</b>	23.8" Flat LED monitor HDMI + VGA
	<b>BALUN</b>	CVI/TVIAHD over CAT6 Balun Pair up to 300m. Compact size and easy installation
	<b>CCTV SIGN-S</b>	Small CCTV warning sign, PVC outdoor rated. Dimensions L240mm x W150mm
	<b>CCTV SIGN-L</b>	Large CCTV warning sign, PVC outdoor rated. Dimensions L300mm x W240mm
	<b>CCTV STICKER</b>	Warning surveillance cameras sticker. Dimensions L160mm x W80mm



# Arrowhead Alarm Products

100% New Zealand Owned & Operated

Innovative Security

## Arrowhead Alarm Products

Phone: (09) 414 0085

Website: [www.aap.co.nz](http://www.aap.co.nz)

For all Tech Sales Enquires

✉ Jeremy Skinner: [jeremy@aap.co.nz](mailto:jeremy@aap.co.nz)

✉ Roman Jacobs: [roman@aap.co.nz](mailto:roman@aap.co.nz)

For all orders

✉ [orders@aap.co.nz](mailto:orders@aap.co.nz)

For all Tech Support Enquires

✉ [tech@aap.co.nz](mailto:tech@aap.co.nz)

☎ (09) 414 0085



1A Emirali Road, Silverdale, 0932, Auckland, New Zealand

Sales Manager - Matt Hobson

✉ [matt@aap.co.nz](mailto:matt@aap.co.nz)

☎ 027 588 9844

Lower North Island Sales Representative - Mark Kidd-Anderson

✉ [mark@aap.co.nz](mailto:mark@aap.co.nz)

☎ 027 269 6602

South Island Sales Representative - Nicky Foden

✉ [nicky@aap.co.nz](mailto:nicky@aap.co.nz)

☎ 022 105 3589



**Arrowhead**  
Alarm Products